

## Perforated Plasterboard Acoustic Lining

### Technical Data sheet

#### Description.

Designpanel™ is a high quality press punch perforated plasterboard acoustic sheet lining for ceiling and walls. Designpanel™ is available in 900 x 2700mm and 1200 x 2400 mm sizes, in 3 basic perforations, Micro 3 x 3mm, Quadril 12 x 12mm and Globe 6mm diameter perforations with options of square or linear perforation groupings for design effect. Panels are direct fixed to furring and tapered edges plastered for a clean monolithic look. Panels painted in situ to desired colours.

#### Application.


Designpanel™ is the ideal lining to control noise reverberation where a seamless, monolithic aesthetic is desired. Libraries, malls, halls, receptions, retail, civic buildings, galleries etc

#### Composition.

Panels manufactured from paper faced high grade reinforced natural gypsum with sound absorption felt fixed on the back.

#### Benefits.

- Flush stopped for a seamless monolithic aesthetic.
- Perforations press punched for superior finish.
- Good sound absorption for control of reverberation noise.
- Durable finish, easy to repaint and repair.
- Ideal for a healthy comfortable indoor environment.




M1



Q1



G1



### Technical Specifications

#### Sizes:

12.5 x 1200 x 2400 mm (ex-stock M2F, Q2F, G2F) (Q4F, G4F)  
12.5 x 900 x 2700 mm (M1F, M2F, Q1F, Q2F, G1F, G2F)

#### Perforations:

M2F Micro 3 x 3 mm, Q2F Quadril 12 x 12 mm, G2F Globe 6 mm ø, wide range of perforation pattern variations and styles

Practical Sound Absorption Coefficients: ISO 354 E-200 with 50 mm x 22 kg/m <sup>3</sup> glass wool overlay							
	Hz	125	250	500	1000	2000	4000
M2F	α <sub>p</sub>	0.55	0.60	0.60	0.50	0.50	0.50
Q2F	α <sub>p</sub>	0.45	0.65	0.60	0.60	0.55	0.45
G2F	α <sub>p</sub>	0.50	0.80	0.75	0.55	0.50	0.45

#### Colour:

Plain paper face, requires painting in situ.

#### Fire Reaction:

AS1530 pt 3.  
Smoke developed 4, spread of flame 0.

#### Installed Conditions:

Max 90% R/H at 30°C.

#### Light reflectance:

Subject to paint finish selected

#### Limitation:

Not for use with negative air return plenums, in direct contact with moisture or in extreme humidity conditions.

#### Loading:

Maximum weight that can be directly integrated into the ceiling eg: lighting, A/C grill, speakers etc, shall not exceed 3kg. Greater weights shall be independently supported.

#### Maintenance:

Clean with vacuum, soft brush or damp cloth.

#### NZ Building Code:

Clause B2—durability, 5 years

#### Weight:

9.2 kg/m<sup>2</sup>

#### Installation:

Shall not commence until the building is water tight and dry. Install timber or metal furring at 300-450 mm centres, screw fix panels with 25mm bugle head gypsum screws at 200mm c/c along edges and 300mm c/c elsewhere, no screws in perforated area. Make butt cut ends bevel 3-5 mm and fill tapered and butt ends with joint filler and tape to level 4. Overlay with 50 mm insulation if plenum less than 200mm. Paint with fine nap roller. Do not spray paint.

#### Specification:

Ceiling/ wall lining shall be Danoline Designpanel perforated plasterboard acoustical lining as supplied by Asona Ltd, Tel: 09 525 6575, Fax: 09 525 6579. Size (13 x 1200 x 2400) (13 x 900 x 2700), perforation pattern (M2F 3 x 3 mm) (Q2F 12 x 12 mm) (G2F 6 mm diameter) press punched with grey/white acoustic tissue backer, sound absorption α<sub>w</sub> 0.55-65, NRC 0.55-65, (overlay with 50 mm insulation), panels shall be screw fixed to furring at max. 450 mm c/c. Butt joints supported, expansion joints at max 10m centres, stopp to level 4 and paint with fine nap roller.


#### Distributed by:

##### Asona Ltd

P.O Box 96-241 Balmoral,  
Auckland, New Zealand  
Sales: 021 50 57 40  
Email: info@asona.co.nz  
Web: www.asona.co.nz

##### Factory:


5B Monier Place  
Mt Wellington  
Auckland, New Zealand  
Tel: 09 525 6575  
Fax: 09 525 6579




## Designpanel

Designpanels are perforated in 2 main types, circular and square perforations. The width of the perimeter border of the tiles varies depending of the specific type of pattern and ceiling system.

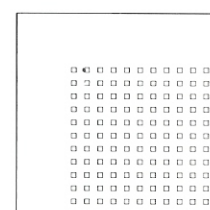
Globe perforation patterns consist of 6 mm circular holes at 15 mm c/c.



Quadril perforation patterns consist of 12 x 12 mm square holes at 30 mm c/c.




Micro perforation patterns consist of 3 x 3 mm square holes at 8.33 mm c/c.



### Designpanel 900

G1F, Q1F, M1F

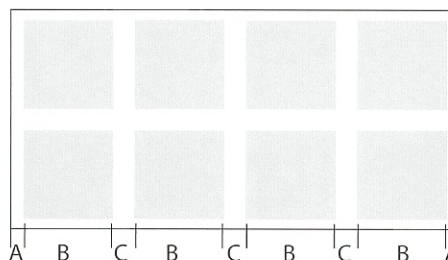


G2F, Q2F, M2F

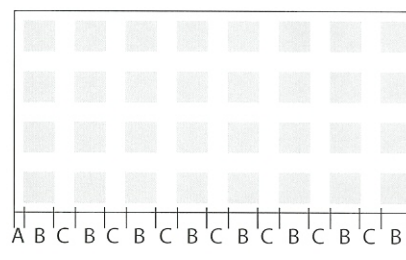


### Designpanel 1200

G2F, Q2F, M2F



G4F, Q4F



The above measurements indicate the distance from the edge of the board to the centre of the first perforated hole:  
A: Edge distance  
B: Section size  
C: Section distance

Product	Perforation	Size mm	Perforation %	A mm	B mm	C mm
Design 900	G1F	900 x 2700	10.18	60.0	780	120
Design 900	G2F	900 x 2700	7.39	60.0	330	120
Design 900	Q1F	900 x 2700	12.96	60.0	780	120
Design 900	Q2F	900 x 2700	10.24	60.0	330	120
Design 900	M1F	900 x 2700	9.82	62.5	775	125
Design 900	M2F	900 x 2700	7.11	62.5	325	125
Design 1200	G2F	1200 x 2400	8.55	60.0	480	120
Design 1200	G4F	1200 x 2400	5.31	60.0	180	120
Design 1200	Q2F	1200 x 2400	11.56	60.0	480	120
Design 1200	Q4F	1200 x 2400	7.84	60.0	180	120
Design 1200	M2F	1200 x 2400	8.41	62.5	475	125